



# ELLIOT GOES TO THE HOSPITAL

---

**MY BODY NEEDS SURGERY**





Hi, my name is Elliot!

I'm going to the hospital  
because my body needs  
surgery. Doctors at the  
hospital will help my  
body feel better.





Lots of kids come to the hospital for surgery.  
To get my body ready for surgery, I will not  
eat or drink anything the morning I come to  
the hospital.



I can choose to bring a toy or a comfort item  
with me from home!



When I get to the hospital, we will  
take an elevator to the surgery floor.  
Then, we will walk to the front desk to  
let them know we are here.







They will measure how tall I am.

They will check how much I weigh. I will stand on a scale.







Then, they will bring us to  
another room.






Doctors and nurses in hospital clothes will come and say “hi!”.  
They are my surgery team.





I will get a bracelet with my name  
and birthday on it.


I will change into hospital pajamas.








Someone will check my temperature with a wand that touches my forehead.





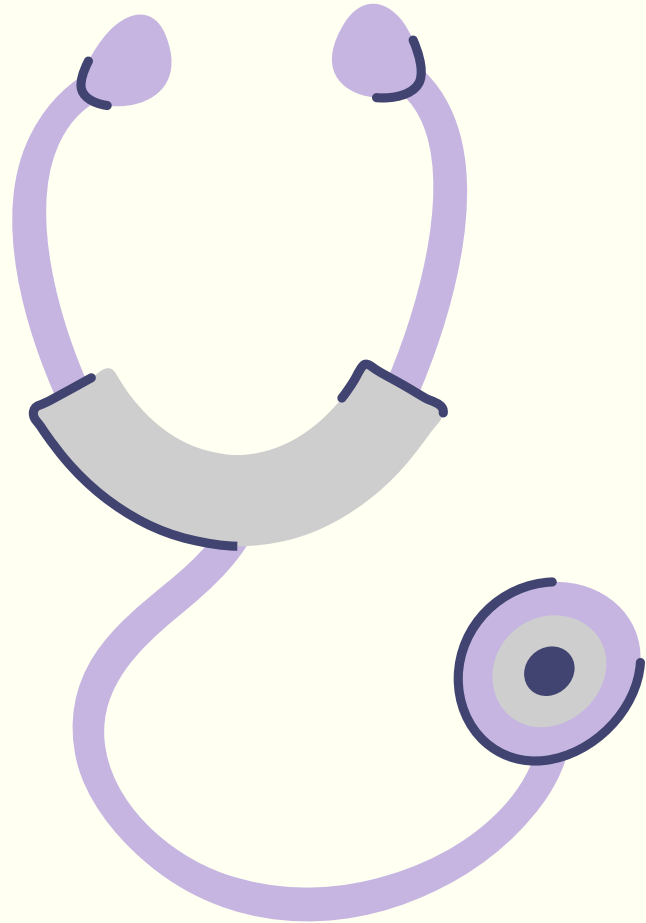


They will also check my blood pressure using a sleeve that gives my arm a hug.









To check my heart, lungs, and belly, they will use a stethoscope. They will ask me to take deep breaths.





I can play until it's time for my surgery.

My surgery team will come check on me while I play.









I might get some medicine to help my body  
get ready for my surgery.

I may get medicine through a squirty  
medicine tube like this, or a cup.







When it's time for my surgery, I will say "see you soon" to my grown-ups. I may ride on a wheelie bed to the surgery room. The surgery room has computers and bright lights. I will lay on a table like this. My surgery team will be there with me.





They might put stickers with strings on my body, under my hospital pajamas. These stickers tell the doctor how my body is working while I'm asleep.

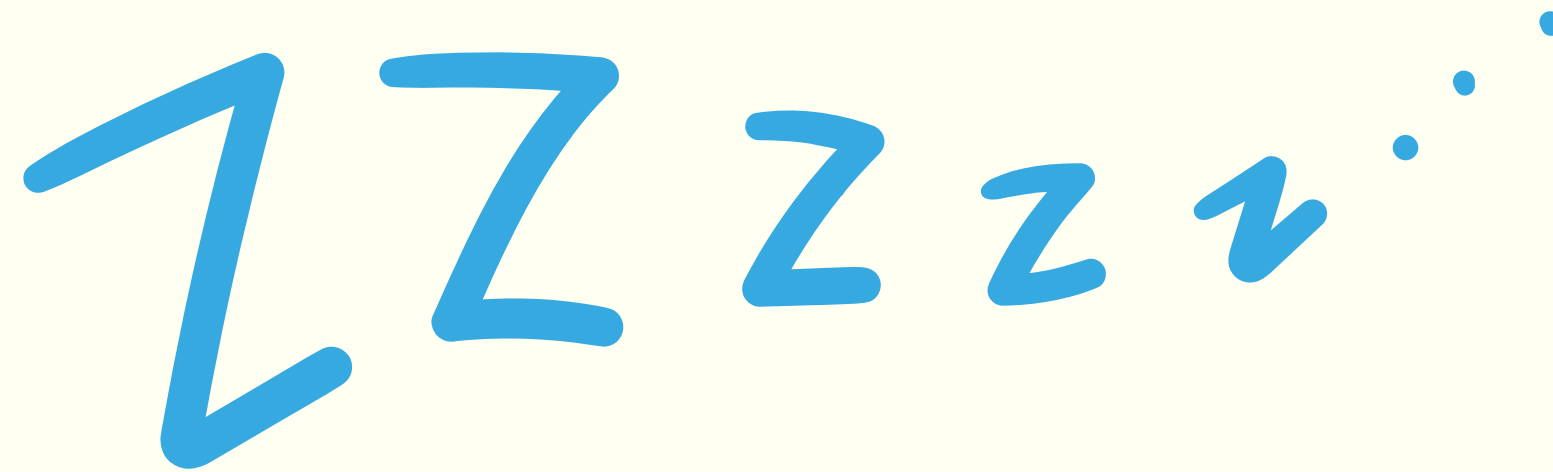




Then, I will get cool air to breathe through a mask like this. I can still talk and laugh with my mask.







My body will get special sleepy medicine. When I'm asleep, I will not feel or see anything.





When my surgery is done, they will stop giving my body special sleepy medicine and I will wake up.

I will be in a new room when I wake up.  
My grown-ups will be there with me.



Everyone will be so proud of me!

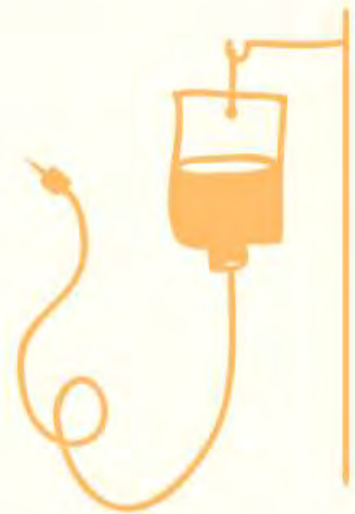




**\*If the Anesthesiologist says your child needs an IV before they fall asleep, please see the steps below for IV placement preparation.**

### ***step 1***

My body may need medicine in my arm.  
I will get this medicine through a little  
bendy medicine straw called an IV.



### ***step 3***

There will be a quick poke to get  
the straw in the right place. The  
poke will come out and the straw  
will stay to give my body medicine.



### ***step 2***

To get ready for my IV, someone will look  
at my arm to find the right spot for the  
straw.



They will use a rubber band to give my  
arm a squeeze. Then, they will use a  
sponge to clean my arm.



### ***step 4***

A sticker will help the medicine straw  
stay in the right place. Medicine tubes  
will attach to the medicine straw like  
legos to give my body medicine.





Hospital visits can be intimidating for kids and teens.

*Please contact our **Certified Child Life Specialist** team to learn additional ways to support your child before and during their hospital visit.*

Office Phone: (603) 663-3416  
Office Email: [sanderson2@elliot-hs.org](mailto:sanderson2@elliot-hs.org)

Please Note: Your child's plan of care may change from the steps listed, to meet your child's individual needs.